



# A&I Crash Statistics Visualization Tool

Lauren Rafferty, Volpe/FMCSA



# Why does crash data matter?

---

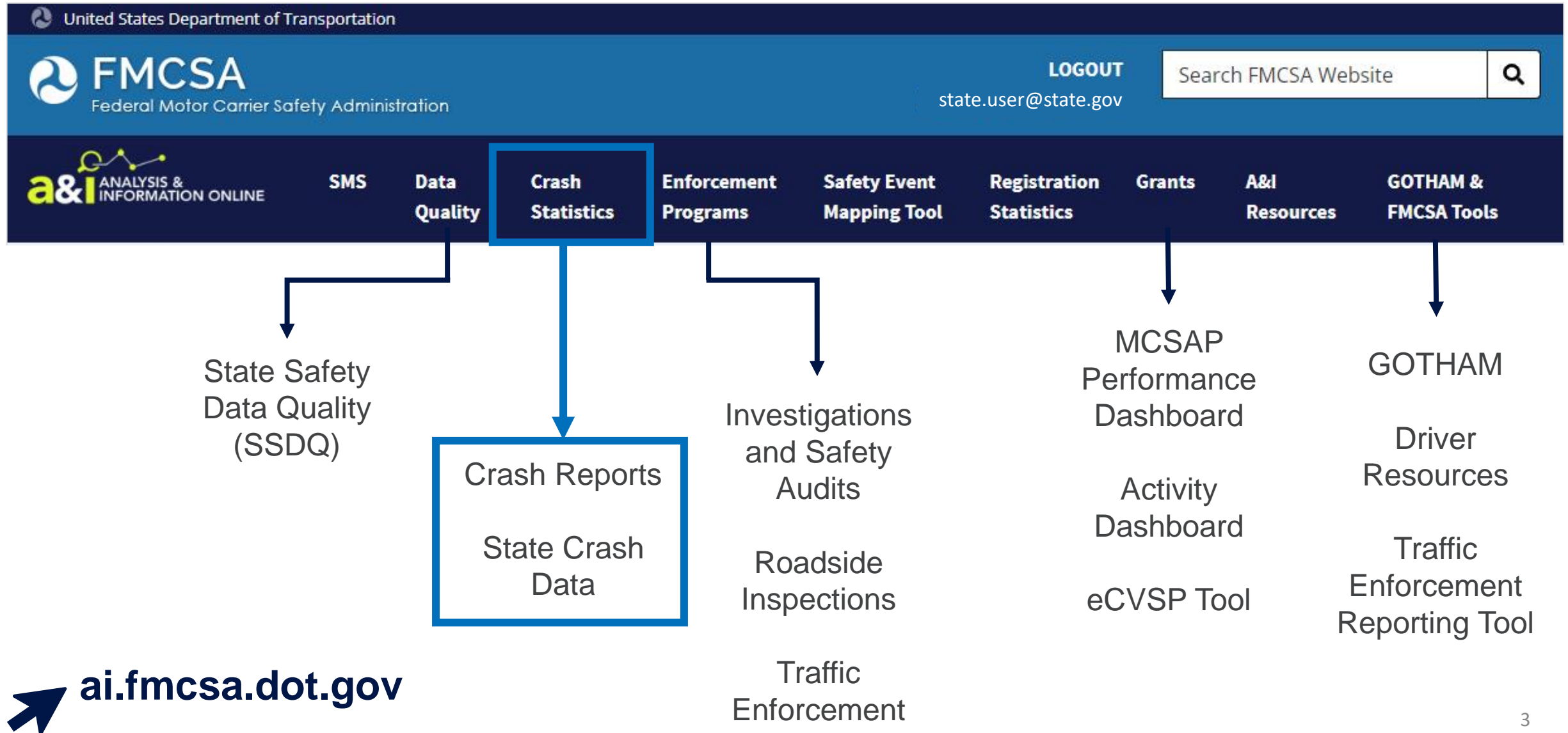
**Data helps you tell your State's story.**

How many  
crashes occur in  
my State?

What time of day  
are crashes  
occurring?

What types of  
vehicles do most  
crashes involve?

# Where can I find crash data on A&I?




# Key Terms

---

- **Crash Statistics Area:** Provides data on large truck and bus crashes to highlight safety trends and identify the factors associated with crashes to help you better understand why crashes may occur. Tools in this area include:
  - **Crash Query Tool:** Allows you to **view data in reports** organized by certain factors, such as carrier domicile, day of the week, driver age group and more.
  - **Crash Visualization Tool:** **Illustrates data interactively** to help you understand complicated crash information.
  - **Download State Records:** Allows you to **download crash record data** for a specific State by selecting a State from the dropdown menu.

# Demonstration

SMS Data Quality **Crash Statistics** Enforcement Programs Safety Event Mapping Tool Registration Statistics Grants Resource Center

[Crash Query Tool](#) | [Crash Statistics Visualization Tool](#) | [Glossary](#)

## Crash Statistics

A&I Crash Statistics provides data on large truck and bus crashes to highlight safety trends and identify the factors associated with crashes in an effort to better understand why crashes may occur.

To view specific reports, select one of the tabs on the Crash Query Tool. Choose the Visualization Tool to illustrate data interactively and help you understand complicated crash information.

MCMIS Snapshot Date: 08/30/2024 | FARS Snapshot Date: 12/31/2021

Summary Carrier Crash Driver Environment HazMat Vehicle

### Summary Report

View a summary of all large truck and bus crashes.

Select Report:

Vehicle Type:

Carrier Domicile:

Report Focus:

[Reset](#)

Data Source:  MCMIS  FARS

Time Period:  Calendar  Fiscal

[VIEW VISUALIZATION TOOL](#)

# Download State Records

---



## Download State Records

Download State crash records by selecting a State from the dropdown menu.

Select State



- Download State data from MCMIS and FARS for 5+ years
- Manually explore data in Excel
- Use filters to do more detailed analysis of your State's crash records

# Download State Records

	A	B	C	D	E	F	G	H	I	J	K
1	<b>Crash General Definitions</b>										
2											
3	<p>State-reportable crash - A State reportable crash must involve a truck (a vehicle with a gross vehicle weight rating or gross combined weight rating greater than 10,000 lbs.) or bus (a passenger-carrying vehicle designed to seat at least nine people, including the driver). The crash must result in at least one fatality; one injury where the person injured is taken to a medical facility for immediate medical attention; or one vehicle having been towed from the scene as a result of disabling damage suffered in the crash. The towed vehicle need not be the truck or bus involved in the crash.</p>										
4											
5	<p>Fatal crash - A crash where one or more persons dies within 30 days of the crash. The fatality does not have to occur at the scene of the crash. It includes any person involved in the crash, including pedestrians and bicyclists, as well as occupants of the passenger cars, trucks, and buses.</p>										
6											
7	<p>Large Truck - A vehicle with a gross vehicle weight rating or gross combined weight rating greater than 10,000 lbs.</p>										
8											
9	<p>Bus - A passenger-carrying vehicle designed to seat at least nine people, including the driver.</p>										
10											
11	<p>Fatality Analysis Reporting System (FARS): The FARS is a census of crashes involving any motor vehicle on a traffic way, but only fatal crashes. It is generally considered to be the most reliable national crash database. A large truck is defined in the FARS as a truck with a gross vehicle weight rating (GVWR) of more than 10,000 pounds. A bus is defined in the FARS as large motor vehicles used to carry more than 10 passengers, including school buses, inter-city buses and transit buses. FARS is</p>										

# Download State Records

	A	B	C
1	<b>Data Source: 2018 - 2024 MCMIS data snapshot from OCTOBER 25, 2024</b>		
2	<b>Problem Identification</b>	<b>MCMIS Data Elements</b>	<b>Description</b>
3	Crash Information	Crash ID	unique crash ID
4		Crash Year	year of crash occurrence
5		Quarter-CY	Calculated: Q1 = January 01 - March 31; Q2 = April 01 - June 30; Q3 = July 01 - September 30; Q4 = October 01 - December 31
6		Report State	state crash occurred in
7		Truck Bus Indicator	T-truck involved, B-bus involved
8		Fatal Count	calculated - fatal crash record
9		Non Fatal Count	calculated - non-fatal crash record
10		Fatalities	calculated - # fatalities in crash
11		Injuries	calculated - # injuries in crash
12		Injury Count	calculated - injury crash record
13		Tow Away	calculated - towaway crash record
14		Federal Recordable	Yes or No: crash results in at least 1 fatality, or 1 injury that requires immediate medical attention away from the scene of the crash, or a vehicle is towed from the scene as a result of disability damage suffered in the crash.
15		State Recordable	Yes or No: crash meets state reportable criteria.
16		Vehicles In Accident	# vehicles involved in crash
17	Where	City Code	code translates to city name
18		City	city name
19		County Code	code translates to county name
20		County Name	county name
21		State	state name
22		Location	text field with location information
23		Trafficway Desc	Traffic way description



# Download State Records

	A	B	C	D	E	F	G	H	I	J	K	L	M	N	O
1	Crash ID	Crash Year	Quarter-CY	Report State	Crash Date	Truck Bus Indicator	Fatal Count	Non Fatal Count	Fatalities	Injuries	Injury Count	Tow Away	Federal Recordable	State Recordable	Vehicles In Accident
2	3565863	2018	Q1-CY		01/01/2018	Truck	0	1	0	1	1	Yes	Yes	Yes	1
3	3565865	2018	Q1-CY		01/02/2018	Truck	0	1	0	0	0	Yes	Yes	Yes	2
4	3565866	2018	Q1-CY		01/02/2018	Truck	0	1	0	0	0	Yes	Yes	Yes	3
5	3565864	2018	Q1-CY		01/02/2018	Truck	0	1	0	0	0	Yes	Yes	Yes	2
6	3565868	2018	Q1-CY		01/02/2018	Truck	0	1	0	0	0	Yes	Yes	Yes	3
7	3565867	2018	Q1-CY		01/02/2018	Truck	0	1	0	0	0	Yes	Yes	Yes	1
8	3567640	2018	Q1-CY		01/03/2018	Truck	0	1	0	0	0	Yes	Yes	Yes	2
9	3567642	2018	Q1-CY		01/03/2018	Truck	0	1	0	0	0	Yes	Yes	Yes	1
10	3567643	2018	Q1-CY		01/03/2018	Truck	0	1	0	0	0	Yes	Yes	Yes	2
11	3567641	2018	Q1-CY		01/03/2018	Truck	0	1	0	0	0	Yes	Yes	Yes	3
12	3567645	2018	Q1-CY		01/03/2018	Bus	0	1	0	0	0	Yes	Yes	Yes	4
13	3565869	2018	Q1-CY		01/03/2018	Truck	0	1	0	0	0	Yes	Yes	Yes	2
14	3567644	2018	Q1-CY		01/03/2018	Truck	0	1	0	0	0	Yes	Yes	Yes	2
15	3567646	2018	Q1-CY		01/04/2018	Truck	0	1	0	0	0	Yes	Yes	Yes	2
16	3567649	2018	Q1-CY		01/04/2018	Truck	0	1	0	0	0	Yes	Yes	Yes	2
17	3567648	2018	Q1-CY		01/04/2018	Bus	0	1	0	0	0	Yes	Yes	Yes	2
18	3567647	2018	Q1-CY		01/04/2018	Truck	1	0	1	0	0	Yes	Yes	Yes	3
19	3567650	2018	Q1-CY		01/05/2018	Truck	0	1	0	0	0	Yes	Yes	Yes	2
20	3567651	2018	Q1-CY		01/05/2018	Truck	0	1	0	0	0	Yes	Yes	Yes	1
21	3567654	2018	Q1-CY		01/05/2018	Truck	0	1	0	2	1	Yes	Yes	Yes	7
22	3567653	2018	Q1-CY		01/05/2018	Truck	0	1	0	2	1	Yes	Yes	Yes	7
23	3567652	2018	Q1-CY		01/05/2018	Truck	0	1	0	0	0	Yes	Yes	Yes	2
24	3567656	2018	Q1-CY		01/06/2018	Truck	0	1	0	0	0	Yes	Yes	Yes	1
25	3567655	2018	Q1-CY		01/06/2018	Truck	0	1	0	0	0	Yes	Yes	Yes	1
26	3567661	2018	Q1-CY		01/07/2018	Bus	0	1	0	1	1	Yes	Yes	Yes	1
27	3567658	2018	Q1-CY		01/07/2018	Truck	0	1	0	1	1	Yes	Yes	Yes	2

< > ...

FARS & MCMIS COMMON NAMES

State 2018 - 2024 MCMIS

State 2018 MCMIS

State 2019 MCMIS

St ... +

⋮ ◀

# Learn More

---

- Visit [ai.fmcsa.dot.gov](https://ai.fmcsa.dot.gov)
- Visit the [Grants Resource Center](#) to search for trainings, guidance, tools, and more
- Subscribe to our A&I Monthly Email
- Share comments and questions on our feedback page

