

# 3D Specialties Inc.



R1-1 Stop



R1-2 Yield



R2-1 Speed Limit 50



W13-1 Advisory Speed Plate



R5-1 Do Not Enter



R8-3a No Parking Symbol



R3-1 No Right Turn Symbol



R5-2 No Trucks Symbol



R3-5L Left Turn Only Symbol



R4-7 Rt of Median Symbol



R2-5a Reduced Speed Ahead



R3-9b Center Lane



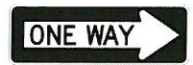
R4-1 Do Not Pass



R6-2R One Way



R4-7a Keep Right



R6-1R One Way Rt



R10-12 Lt Turn Yield on Green



R3-7R Rt Lane Must Turn Rt



R5-1a Wrong Way




R12-5 Weight Limit




R5-3 No Motor Vehicles



R11-2 Road Closed



R11-4 Road Closed to Thru Traffic



R11-3a Road Closed... LTO



M1-6 County Route Marker



M1-5 MN State Highway



M1-1 Interstate Shield



D10-2 Mile Marker



Custom Street Sign



D11-1 Bike Route



No Parking Any Time Violators....



No Parking Bus Stop



No Parking This Side of Street



No Parking Loading Zone



No Parking Between Signs



No Parking Tow Away Zone



R7-1 No Parking Anytime



Emergency Snow Route



Private Property No Trespassing



Tenant Parking Only



15 Minute Parking



R7-8 ND Handicap



R7-8p ND \$100 Fee



R7-8a ND & MN Van Accessible



R7-8 MN Handicap



R7-201a Tow Away Symbol



R7-201 Tow Away Zone



W6-3 Two Way Traffic



W2-4T Symbol



W1-1R Right Turn



W1-2R Soft Curve



W1-3R Reverse Turn



W1-5R Winding Road Rt



W1-4R Reverse Curve



W3-1a Stop Ahead Symbol



W11-11 Golf Cart Crossing



W11-2 Ped Crossing



W11-3 Deer Symbol



W3-5 Reduced Speed Symbol



W14-1 Dead End



W10-1 Railroad Advance Warning



S1-1 School Crossing



W14-3 No Passing Zone



W1-7 Double Head Arrow



W1-8R Chevron



W1-6 Single Head Arrow



W3-4 Be Prepared to Stop



W20-7a Flagger Symbol



W20-1 Road Work Ahead



W21-1a Worker Symbol



W4-2R Rt Lane Ends Symbol



W20-4 One Lane Road Ahead



W20-3 Road Closed Ahead



W20-2 Detour Ahead



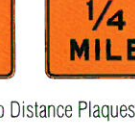
M4-10R Detour



M4-9R Detour



W20-100p Distance Plaques



OM-3R Object Marker



OM-3L Object Marker



R1-6a State Law Stop for Ped



R1-6 State Law Yield to Ped







Oversize Load



Stop Slow Paddle

**Custom Signs Available**  
Please give us a call!




### Sign Brackets



Crosspiece



Round Cap



Square Cap

### 3M Reflective Sheeting Products

Give us a call and upgrade to a higher performing reflective sheeting

## TELESPAR<sup>®</sup> Sign Support Systems


**BREAKAWAYS**

**HARDWARE**

**ACCESSORIES**




Slipbases  
No-Torque Bolts



Hardware



Soil Breakaways



**FITTINGS**

<p>TL015</p>	<p>TL018</p>
<p>TL016</p>	<p>TL019</p>
<p>TL017</p>	<p>TL020</p>



Surface Mount  
Breakaway

**TELESPAR®**

# Sign Support Systems

## TELESPAR® Sign Posts

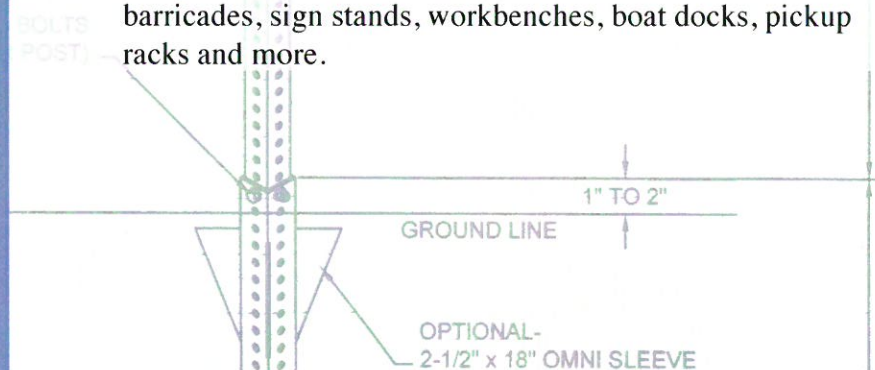
- Sizes Ranging from 1-1/4" x 1-1/4" to 2-1/2" x 2-1/2"
- 10, 12 & 14 Gauge Available
- Perforated, Quickpunch & Solid Galvanized
- For use in Parking Lots to Interstates and everything in-between

**EASY REPLACEMENT** Breakaways for both Soil and Concrete installations.

**REDUCE COSTS:** Telespar Square tube sign posts allow you to use only one post where others would require two.

**ANCHOR SURVIVABILITY:** A single wall post against a double wall anchor reduces the chances of having to pound a new anchor after every hit like other posts.

Not just for signposts anymore. Telespar is used for barricades, sign stands, workbenches, boat docks, pickup racks and more.



### ELEMENTS OF SECTION

P/N	Tube Size Inches	Wall Thickness U.S. Std. Gauge & Inch	Area Sq. In.	Wt./Ft. Lbs.	I In. <sup>4</sup>	s In. <sup>3</sup>	r In.
16D12	1 3/4 x 1 3/4	14 (.083)	.392	1.71	.230	.201	.716
20D12	2 x 2	14 (.083)	.474	1.99	.296	.296	.790
14F12	1 1/2 x 1 1/2	12 (.105)	.380	1.70	.129	.172	.582
16F12	1 3/4 x 1 3/4	12 (.105)	.485	2.06	.231	.264	.690
20F12	2 x 2	12 (.105)	.590	2.42	.372	.372	.794
22F12	2 1/4 x 2 1/4	12 (.105)	.695	2.77	.561	.499	.898
24F12	2 1/2 x 2 1/2	12 (.105)	.803	3.14	.804	.643	1.001
21H12	2 3/16 x 2 3/16	10 (.135)	.841	3.43	.605	.590	.848
24H12	2 1/2 x 2 1/2	10 (.135)	1.010	4.01	.979	.783	.985
16D12QP	1 3/4 x 1 3/4 QP	14 (.083)	.392	1.88	.201	.230	.716
20D12QP	2 x 2 QP	14 (.083)	.474	2.16	.296	.296	.7906

I = Moment of Inertia

s = Section Modulus

r = Radius of Gyration

# 3D Specialties Inc.



Round, Telespar, and U-Channel Posts



A-Frame Message Board



Signs



H - Frame



Pedestrian Crossings



Flexible Delineator



Flexible Sign Post

## Speed Bumps

2-5'8" high x 12" wide  
72" or 48" lengths



Stainless Steel Banding

## Car Stops



SB-72": 3 stripes, 8 eyes, 4 holes; 60 lbs  
SB-48": 2 stripes, 6 eyes, 3 holes; 40 lbs

# 3D Specialties Inc.




Cones



Drum



42" Channelizer



Plastic Barricades



Bridge Marker



Flexible Delineators  
& Curb




Portable Vertical Panel



Snowpoles



Strobe Lights



Rotating Beacons