



North Dakota Asphalt Conference

April 1, 2013

FHWA Update

Wendall L. Meyer

Division Administrator

FHWA North Dakota Division




Discussion Areas

- FHWA Briefly
- Federal Funding
- FHWA Role and Focus
 - Oversight Snipit
 - Transportation Performance Management
 - Every Day Counts



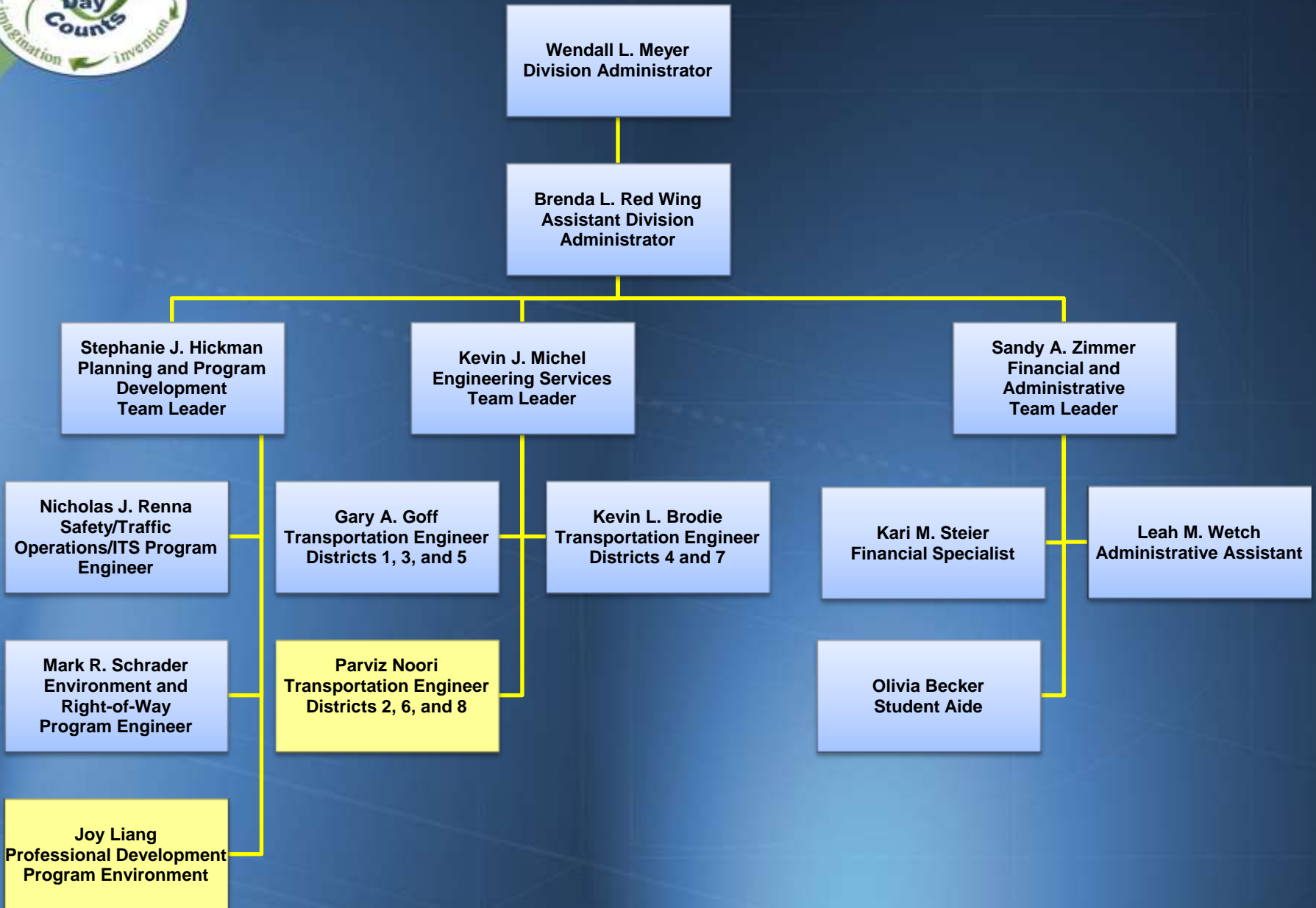
FHWA Briefly: Who are we?

- **Money:** About \$40B Federal Highway Funds
- **Legislated Mission:** “...provide for a strong and vigorous national economy...” 23 USC 101(b) *(and associated regulations)*
- **What we aspire to:** Improve Mobility on our Nation’s Highways Through National Leadership, Innovation, and Program Delivery.
- **What the public expects:** Safety and fiscal integrity, emergency response...





North Dakota Division





Federal Funding

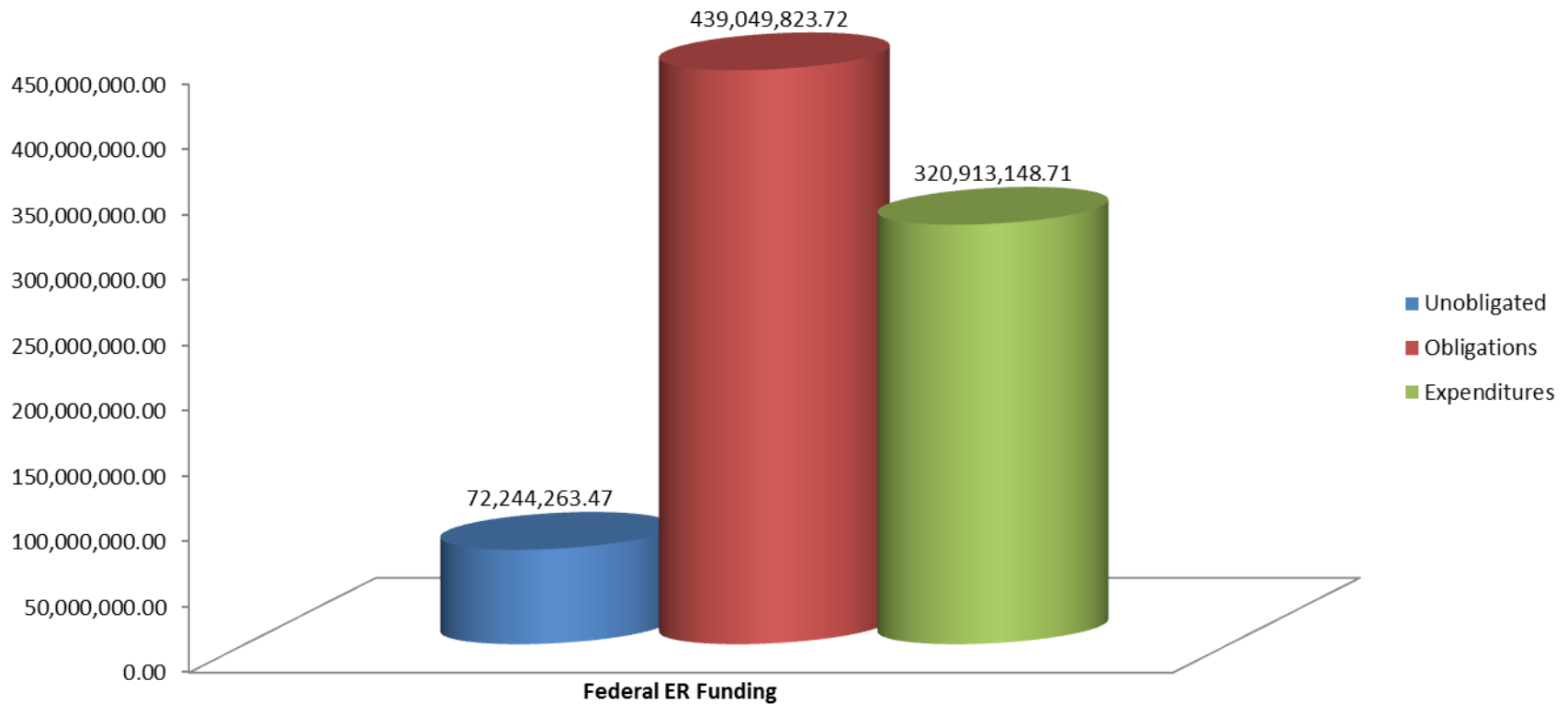
- Transportation Reauthorization
 - MAP-21 (FY2013 and FY2014)
- FY2013 Appropriations Act
 - Continuing Resolution - **March 27, 2013**
 - North Dakota's Apportionment \$239,893,997 **[FY2013]**
 - North Dakota's Obligation Limitation is \$108,783,843 **[49%]**





Emergency Relief

2009 - 2011 Emergency Relief Events

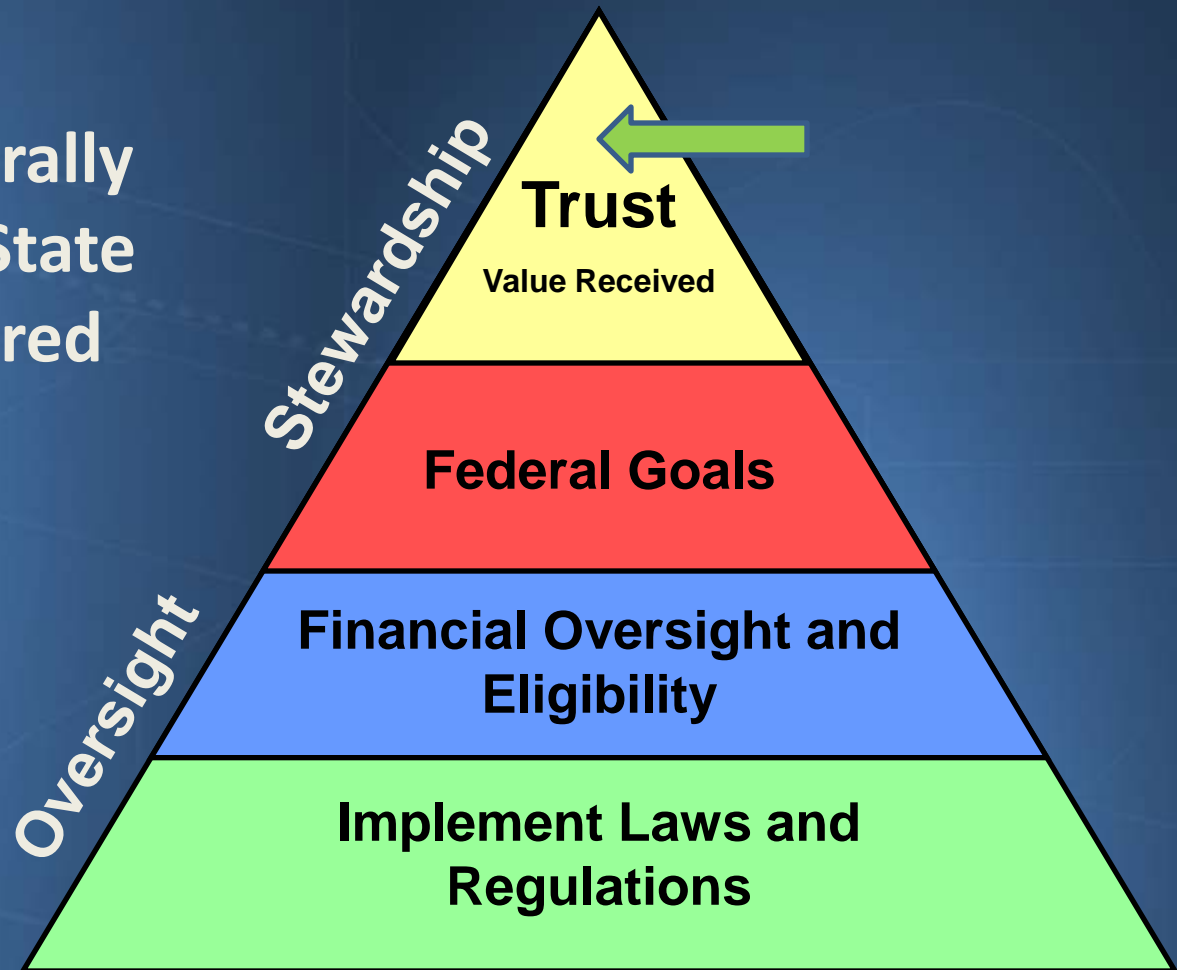




FHWA Role: Today

A Partner...

In “A Federally Assisted, State Administered Program”





FHWA Focus: Oversight Snipit

- Do these things to avoid pitfalls on Federal-aid contracts:
 - Keep your haul tickets (approved contractor daily haul summary is a source document)
 - Request and retain material certifications
 - Request and retain Buy America certifications
 - Meet DBE project goals
 - Document field books
 - Other contract requirements (FHWA-1273)



FHWA Focus: Transportation Performance Management

<http://www.fhwa.dot.gov/tpm/>



Performance Elements

- National Goals
- Performance Measures
- Performance Targets
- Performance Plans
- Target Achievement
- Special Performance Rules
- Performance Reporting



Timeframe

Staged Rule Schedule

Measures / Fiscal Year		Safety Measures	Pavement & Bridge Measures	CMAQ, Performance, and Freight Measures
FY / QUARTER		Status I	Status II	Status III
FY13 (Year 1 of MAP-21)	Q1	Consultation/ NPRM	Consultation/ NPRM	Consultation/ NPRM
	Q2			
	Q3			
	Q4			
FY14 (Year 2 of MAP-21)	Q1	Comments	Comments	Comments
	Q2	Final Rule		
	Q3		Final Rule	
	Q4			
FY15	Q1		Final Rule	Final Rule
	Q2			

Single Effective Date:
Spring 2015





FHWA Focus: Every Day Counts (EDC)

- Shortening Project Delivery
- Accelerating Technology and Innovation Deployment

<http://www.fhwa.dot.gov/everydaycounts/>



EDC Implementation Teams North Dakota

- Planning and Environmental Linkages
- In-Lieu Fee and Mitigation Banking
- Flexibility in Utility Relocation and Accommodation
- Warm Mix Asphalt





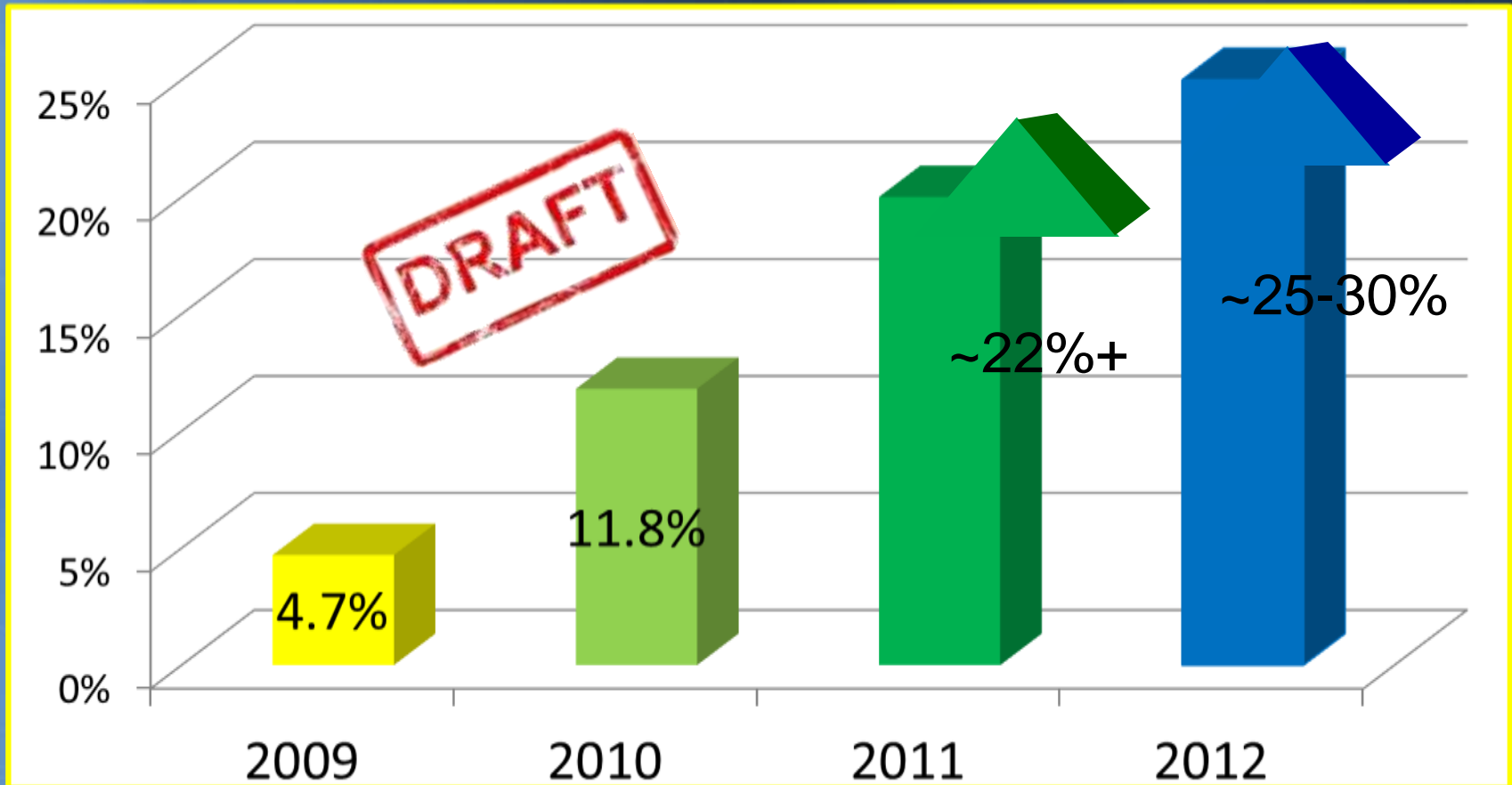
Warm Mix Asphalt





Warm Mix Asphalt Usage

Percent of Total Asphalt Production in US
source: National Asphalt Pavement Association





Impact of Warm Mix Asphalt

In 2012...

- Savings of over 75 million gallons of fuel during production.
- Reduction of CO₂ emissions by 2,000,000 tons.
(the equivalent to taking 375,000 vehicles off the road)



Impact of Warm Mix Asphalt

If ALL asphalt paving was Warm Mix Asphalt...

- Savings of over 300 million gallons of fuel during production.
- Reduction of CO₂ emissions by 8,000,000 tons.
(the equivalent to taking 1,500,000 vehicles off the road)



EDC Phase II

- 3-D Engineered Models for Construction



Photos courtesy of David White,
Iowa State University



Thank You!

Wendall L. Meyer
Division Administrator
Federal Highway Administration
North Dakota Division
1471 Interstate Loop
Bismarck, ND 58503

Phone: 701-250-4204
Email: NorthDakota.FHWA@dot.gov

Buckle Up, Every Trip, Every Time