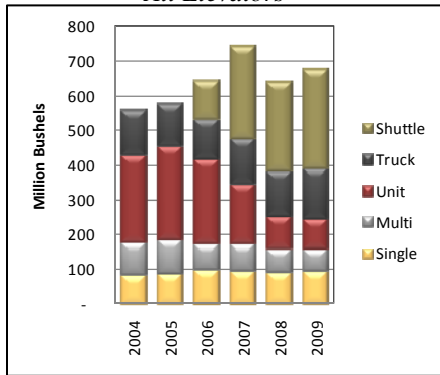


NORTH DAKOTA ELEVATOR ACTIVITIES & TRANSPORTATION SURVEY

March 2010

ND Grain & Oilseed Shipments All Elevators



Destinations Reported All Elevators

	Duluth	Other MN	Gulf	PNW	ND
2004	7%	33%	9%	19%	15%
2005	9%	28%	9%	21%	15%
2006	6%	22%	8%	34%	13%
2007	6%	20%	8%	35%	15%
2008	2%	20%	6%	37%	18%
2009	5%	21%	6%	32%	20%

Sum Less Than 100% Due to Unknown/Other

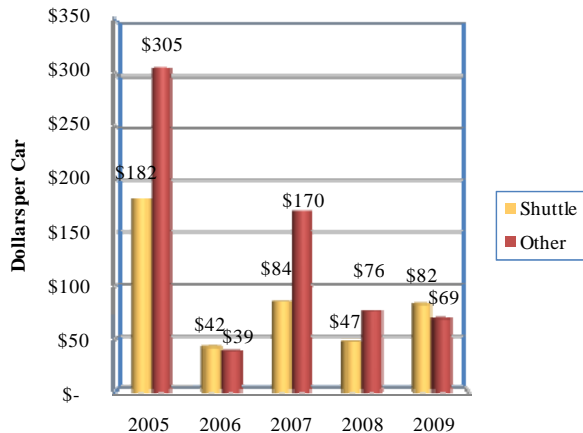
Average Truck Rate per Loaded Mile Survey Responses

Loaded Miles	2008	2009	2010
1 to 25	3.86	3.68	3.64
26 to 100	3.41	3.39	3.10
101 to 200	2.37	2.70	2.88
201 or more	1.54	1.80	1.71

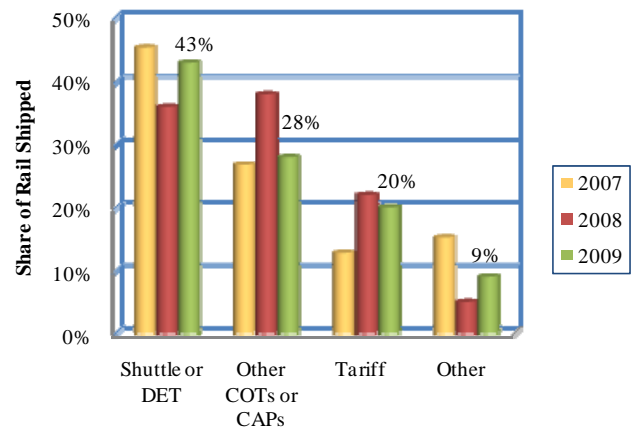
SURVEY RESPONSES

Response Rate: 71 responses from 163 total mailed = 44% • Response Location by Region: West=11, Central=12, East=38

Average Premium for Guaranteed Freight (weighted by volume shipped)



Program Accessed for Rail Freight Orders (weighted by volume shipped)



Service Rating for Primary Rail Carrier During 2009 (1 = poor and 5 = excellent)

	Marketing and Sales Service	Timely Delivery of Equipment	Car Ordering Alternatives/Process	Condition of Equipment	Availability of Order Information	Access to Marketing Personnel	Average 2010	Average 2009	Average 2008
BNSF	3.7	3.7	3.8	3.7	3.7	3.4	3.4	3.8	3.2
CPR	2.6	2.9	3.1	1.7	2.5	2.5	2.1	2.1	3.9
RRVW	4.5	4.0	4.2	3.2	4.3	4.5	4.1	4.1	3.2
DMVW	n.a.	n.a.	n.a.	n.a.	n.a.	n.a.	n.a.	n.a.	3.6
NPR	4.3	3.3	3.1	2.4	4.0	3.9	4.0	4.0	2.8
Average	3.6	3.3	3.5	3.0	3.4	3.4	3.5	3.5	3.3

Premiums

Shuttle: Average \$47; Range (\$0...\$100)
Other Guaranteed: Average \$75; Range (\$0...\$300)

Current Rail Delivery Delay: Shuttle 0 to 7 days & Other Guaranteed 0 to 45 days

Early Purchases

Share of Expected **2010** Rail Freight Ordered: Average 49%; Range (0%...100%)

Premiums (weighted by volume shipped): Shuttle: Average \$32; Range (\$-125...\$140)
Other Guaranteed: Average \$33; Range (\$0...\$200)

Early Rail Freight Purchases for Market Year

Ordered by March 15	Share of Estimated	Average premium paid	
		Shuttle	Other
2008	20%	\$27.00	\$53.00
2009	29%	\$55.00	\$28.00
2010	49%	\$32.00	\$33.00

Funding provided by the North Dakota Wheat Commission

Upper Great Plains Transportation Institute, NDSU, is solely responsible for the content of the report, 701.231.7767, ugpti@ndsu.edu
North Dakota State University does not discriminate on the basis of race, color, national origin, religion, sex, disability, age, Vietnam Era Veterans status, sexual orientation, marital status or public assistance status. Direct inquiries to the Executive Director and Chief Diversity Officer, 202 Old Main, Fargo, ND (701) 231-7708.