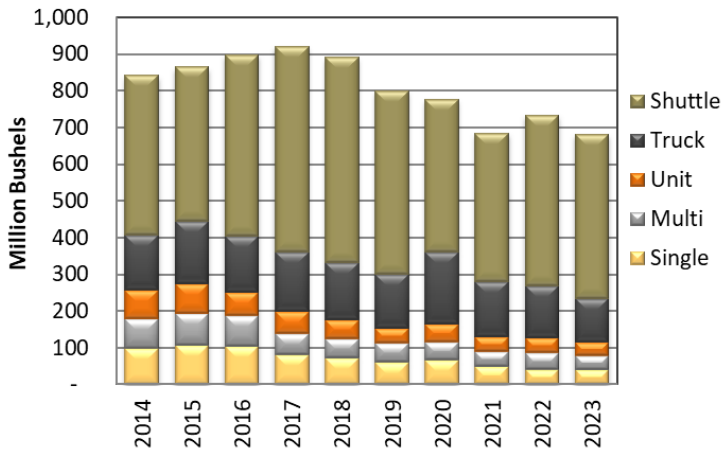


North Dakota Elevators Transportation Activities and Service, 2024 Survey

March 2024

ND Grain & Oilseed Shipments

All Elevators



Destinations Reported

All Elevators

Year	Duluth	MN/CHX Midwest	Gulf	PNW	ND
2016	3%	13%	6%	43%	15%
2017	1%	14%	6%	45%	12%
2018	2%	14%	6%	45%	12%
2019	3%	17%	9%	39%	10%
2020	2%	18%	7%	42%	12%
2021	1%	16%	6%	39%	14%
2022	1%	15%	7%	42%	13%
2023	1%	13%	7%	40%	13%

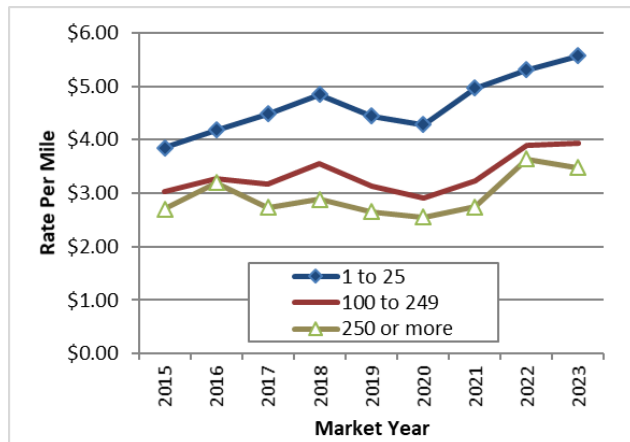
Sum Less Than 100% Due to Unknown/Other

Source: NDDA Grain Movement Database Summaries

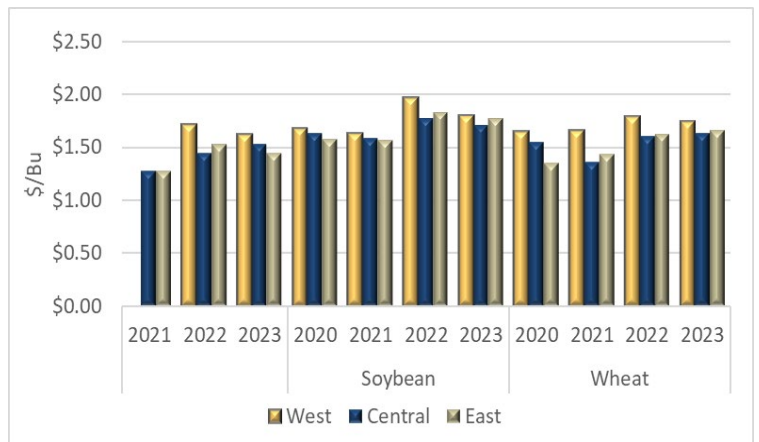
SURVEY RESPONSES

Response Rate: 28%=33 responses of 118 valid mailed

Truck Rate

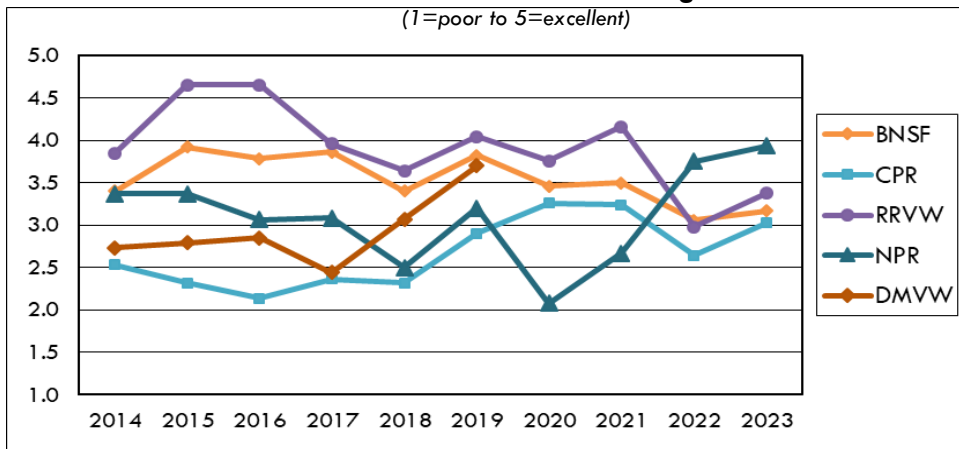


Average Rail Rate to PNW, by Origin Region



Rail Carrier Service Overall Rating Trends

(1=poor to 5=excellent)



North Dakota Elevators Transportation Activities and Service, 2024 Survey

March 2024

Rail Carrier Service, Current Year Service Factor Ratings

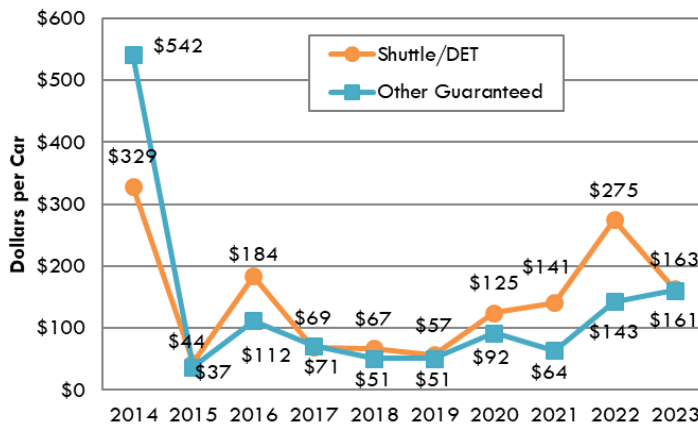
(weighted by rail handle)
1=poor to 5=excellent

Primary Carrier	Timely Delivery of Equipment	Car Ordering Alternatives/ Process	Condition of Equipment	Availability of Order Information	Access to Marketing Personnel	Average 2023	Average 2022	Average 2021
BNSF	2.8	3.2	3.7	3.1	3.0	3.2	3.1	3.5
CPR	4.1	2.9	3.5	2.7	2.0	3.0	2.6	3.2
RRVW	3.0	4.0	2.0	4.0	4.0	3.4	2.9	4.2
DMVW	n.a.	n.a.	n.a.	n.a.	n.a.	n.a.	n.a.	n.a.
NPR	4.1	3.9	3.5	4.0	4.1	3.9	3.7	2.7
Average	3.5	3.5	3.2	3.4	3.3	3.4	3.1	3.2

RAIL PURCHASES AND DELIVERY

(weighted by volume shipped)

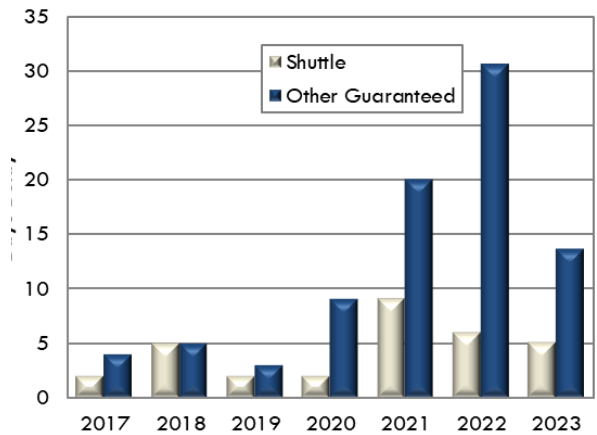
Average Rail Premiums Paid, by Market Year



Range for 2023 Rail Premiums

Shuttle/DET: \$0...\$500
Other Guaranteed: \$0...\$300

Days Delay on Rail Deliveries

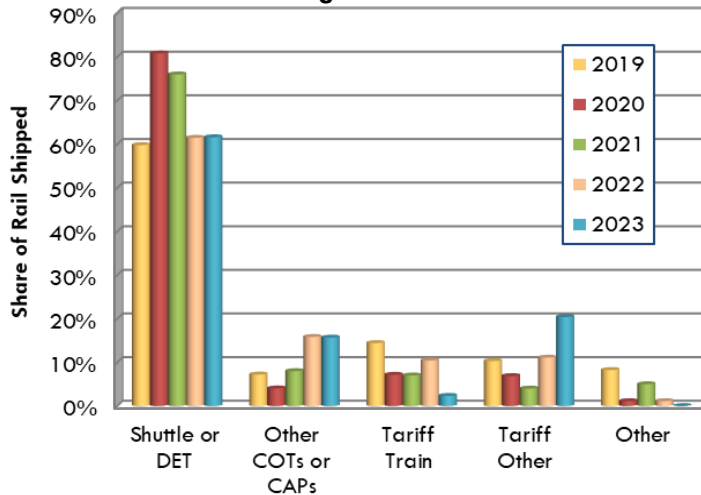


Range for Current Days Delay

Shuttle/DET: 0...14 days
Other Guaranteed: 0...40 days

*Other Guaranteed Rail Freight includes COTs, etc.

Rail Freight Purchases



Current Year Rail Market Activity Preview

Market Year	Share Ordered by March 15	Average premium paid for any guaranteed rail freight service purchased for the current year?	
		Shuttle	Other Guaranteed
\$ per car			
2019	52%	52	27
2020	39%	21	39
2021	41%	81	23
2022	46%	100	44
2023	47%	224	164
2024	39%	100	197

Funding provided by the North Dakota Wheat Commission. Thank you to the North Dakota Grain Dealers Association for their cooperation on this survey.

Upper Great Plains Transportation Institute, North Dakota State University, is solely responsible for the content of the report, 701.231.8793, info@ugpti.org

NDSU does not discriminate in its programs and activities on the basis of age, color, gender expression/identity, genetic information, marital status, national origin, participation in lawful off-campus activity, physical or mental disability, pregnancy, public assistance status, race, religion, sex, sexual orientation, spousal relationship to current employee, or veteran status, as applicable. Direct inquiries to Vice Provost, Title IX/ADA Coordinator, Old Main 201, (701) 231-7708, ndsu.eoaa@ndsu.edu.