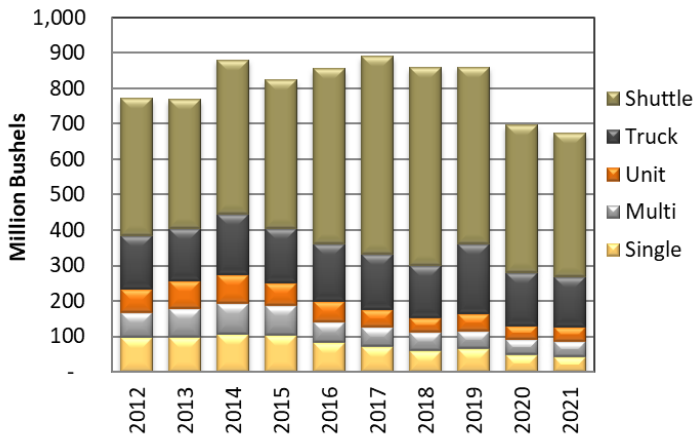


North Dakota Elevators Transportation Activities and Service, 2022 Survey

March 2022

ND Grain & Oilseed Shipments

All Elevators



Destinations Reported

All Elevators

Year	Duluth	MN/CHX Midwest	Gulf	PNW	ND
2014	2%	13%	8%	36%	17%
2015	2%	13%	8%	38%	15%
2016	3%	13%	6%	43%	15%
2017	1%	14%	6%	45%	12%
2018	2%	14%	6%	45%	12%
2019	3%	17%	9%	39%	10%
2020	2%	18%	7%	42%	12%
2021	1%	16%	6%	39%	14%

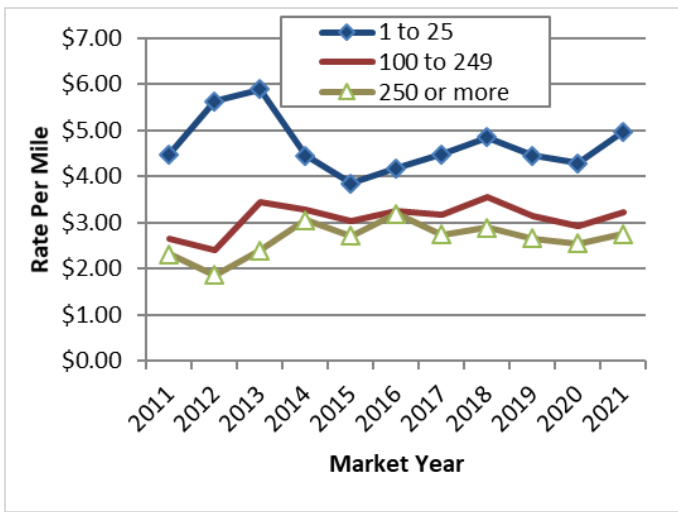
Sum Less Than 100% Due to Unknown/Other

Source: NDDA Grain Movement Database Summaries

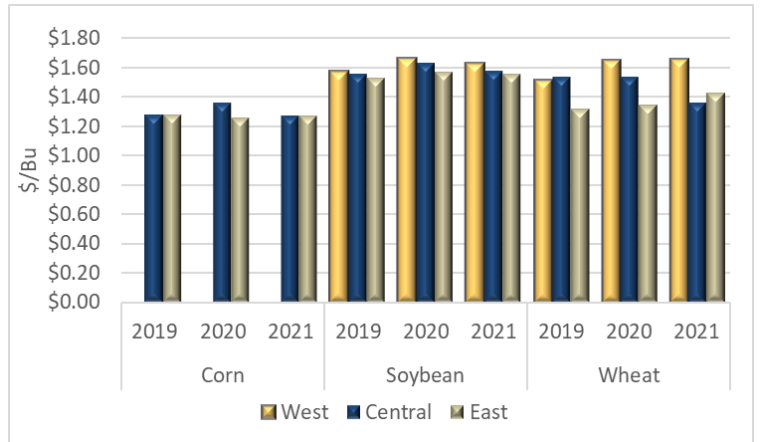
SURVEY RESPONSES

Response Rate: 41%=50 responses of 124 valid mailed

Truck Rate

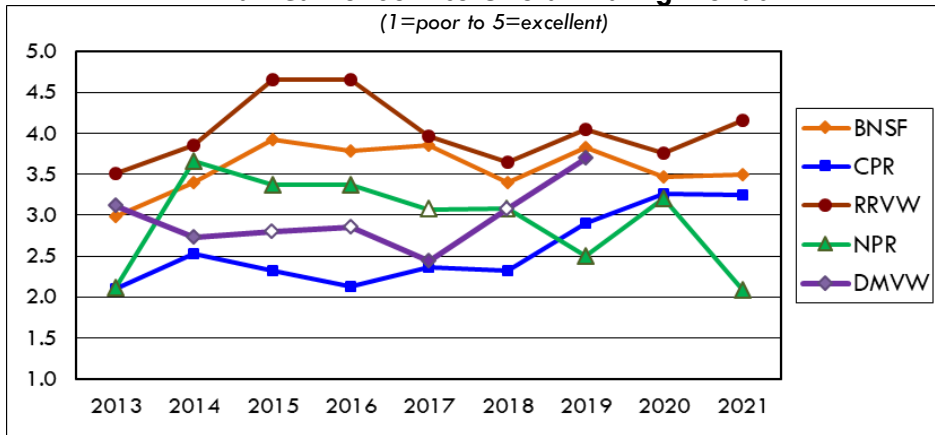


Average Rail Rate to PNW, by Origin Region



Rail Carrier Service Overall Rating Trends

(1=poor to 5=excellent)



North Dakota Elevators Transportation Activities and Service, 2022 Survey

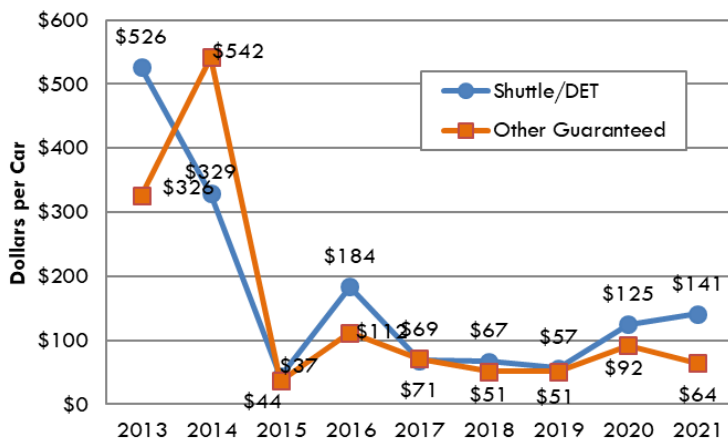
March 2022

Rail Carrier Service, Current Year Service Factor Ratings <i>(weighted by rail handle)</i> <i>1=poor to 5=excellent</i>	Timely	Car Ordering	Availability	Access to	Average	Average	Average	
	Primary Carrier	Delivery of Equipment	Alternatives/ Process	of Order Information	Marketing Personnel	2021	2020	2019
BNSF	2.9	3.5	4.0	4.0	3.1	3.5	3.5	3.8
CPR	3.0	3.8	3.8	2.8	2.8	3.2	3.2	2.9
RRVW	3.7	4.7	4.0	3.7	4.7	4.2	4.2	4.0
DMVW	n.a.	n.a.	n.a.	n.a.	n.a.	n.a.	n.a.	3.7
NPR	3.0	2.7	2.7	2.3	2.7	3.0	2.7	3.2
Average	2.8	3.4	3.6	3.4	3.0	3.2	3.2	3.4

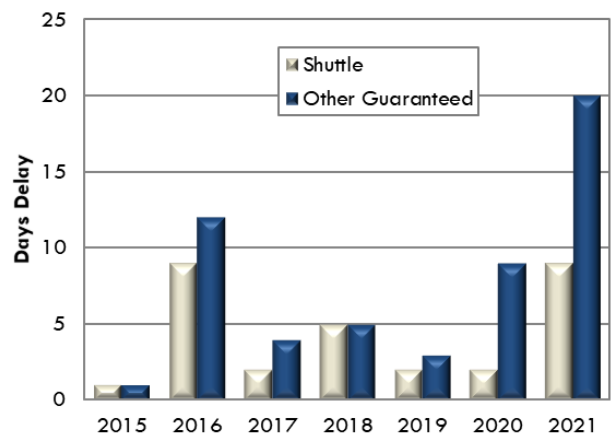
RAIL PURCHASES AND DELIVERY

(weighted by volume shipped)

Average Rail Premiums Paid, by Market Year



Days Delay on Rail Deliveries



Range for 2021 Rail Premiums

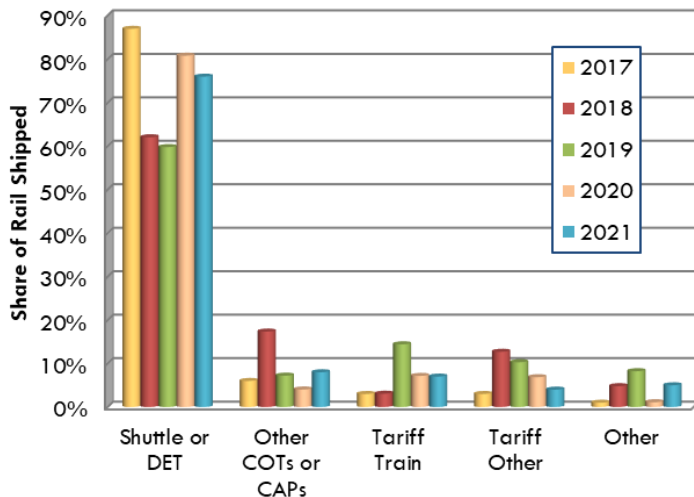
Shuttle/DET: \$0...\$600
Other Guaranteed: \$0...\$200

Range for Current Days Delay

Shuttle/DET: 2...30 days
Other Guaranteed: 7...31 days

*Other Guaranteed Rail Freight includes COTs, etc.

Rail Freight Purchases



Current Year Rail Market Activity Preview

Market Year	Share Ordered by March 15	Average premium paid for any guaranteed rail freight service purchased for the current year?	
		Shuttle	Other Guaranteed
\$ per car			
2017	29%	297	184
2018	42%	56	6
2019	52%	52	27
2020	39%	21	39
2021	41%	81	23
2022	46%	100	44

Funding provided by the North Dakota Wheat Commission. Thank you to the North Dakota Grain Dealers Association for their cooperation on this survey.

Upper Great Plains Transportation Institute, North Dakota State University, is solely responsible for the content of the report, 701.231.8793, info@ugpti.org

NDSU does not discriminate in its programs and activities on the basis of age, color, gender expression/identity, genetic information, marital status, national origin, participation in lawful off-campus activity, physical or mental disability, pregnancy, public assistance status, race, religion, sex, sexual orientation, spousal relationship to current employee, or veteran status, as applicable. Direct inquiries to Vice Provost, Title IX/ADA Coordinator, Old Main 201, (701) 231-7708, ndsu.eoaa@ndsu.edu.