STATE	PROJECT NUMBER	SECTION NO.	SHEET NO.
ND	BND-IM-1-094(192)164	170	18

BILL OF REINFORCING STEEL, GRADE 60

LETTER PREFIX OF BAR MARK DENOTES SHAPE ~ SEE BAR DETAILS

LOCATION	SIZE	MARK	NO. EACH /SET	NOMINAL LENGTH	DETAILING DIMENSIONS a	b	c	d	e	f	g	h	k

LOCATION		SIZE	MARK	NO. EACH /SET	NOMINAL LENGTH	DETAILING DIMENSIONS a	b	c	d	e	f	g	h	k
SUPERSTRUCTURE	REGULAR	5	A500	20	46'-3"		46'-3"							
		6	A501	10	38'-9"		38'-9"							
		6	A502	40	39'-7"		39'-7"							
		4	A503	40	6'-4"		6'-4"							
		4	C500	120	3'-2"		6"	2'-2"	6"					
		4	C501	50	3'-8"		6"	2'-8"	6"					
	EPOXY	5	XA500	955	46'-2"		46'-2"							
		5	XA501	34	20'-0"		20'-0"							
		6	XA502	92	57'-6"		57'-6"							
		5	XA503	6	46'-3"		46'-3"							
		5	XA504	92	3'-0"		3'-0"							
		5	XB500	96	7'-11"		3'-11"	4'-0"						
		5	XB501	60	6'-8"		3'-8"	3'-0"						
		5	XG500	30	17'-2"	6'-3"	2'-8"	6'-3"	1'-0"				12	0
		4	XG501	120	13'-7"	5'-7"	5"	5'-7"	1'-0"				12	0
		5	XK500	868	4'-11"	1'-6"	7"			10"		8"	2.2	12
		5	XL500	868	5'-11"	9"	2'-9"	5"			1.25"		2.2	12
		5	XP500	96	5'-6"	5"	2'-1"	2'-2"			1.25"	10"	12	6.5
		5	XAA500	39	291'-8"		60'-0"	3'-0"	51'-8"	4		279'-8"		
		6	XAA501	47	294'-8"		60'-0"	3'-9"	54'-8"	4		279'-8"		
		4	XAA502	18	289'-8"		60'-0"	2'-6"	49'-8"	4		279'-8"		

23 U.S.C. 409
NDDOT Reserves All Objections

NOTES:

1. Verify the quantity, size, and shape of the bar reinforcement against the structure drawings and immediately notify the Engineer of any discrepancies. Discrepancies in the bar list will not be cause for adjustment of the contract unit price.
2. All dimensions are out to out of bars.
3. Nominal length of each bent bar or cut bar is the sum total of the detailing dimensions for that bar, unless otherwise noted.
4. Turn adjacent "AA" bars end for end so that the splice locations are staggered.
5. The "f" dimension indicates the inside radius unless otherwise noted.
6. An "X" preceding a bar designation indicates an epoxy coated bar.

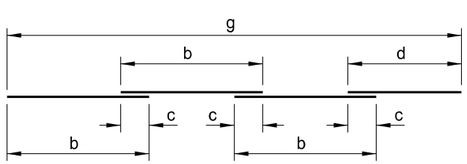

c = Lap Splice (typ)
e = # of "b" Length Pieces in a Set
Total Length per Set = e x b + d

AA

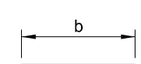

A

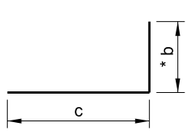

B

* b = Vertical Leg for XB500 and XB501

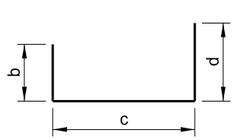

C

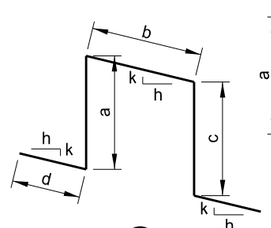

G

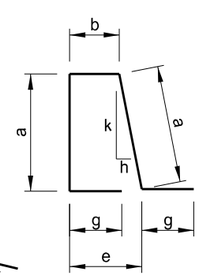

K

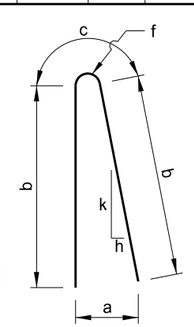

L

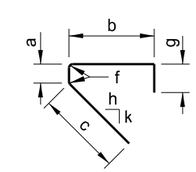

P

This drawing is preliminary and not for construction or implementation purposes.

PRELIMINARY

GIBBS TOWNSHIP SEPARATION

REINFORCING BAR LIST & DETAILS