STATE	PROJECT NUMBER	SECTION NO.	SHEET NO.
ND	BND-IM-1-094(192)164	170	17

BILL OF REINFORCING STEEL, GRADE 60

LETTER PREFIX OF BAR MARK DENOTES SHAPE ~ SEE BAR DETAILS

LOCATION	SIZE	MARK	NO. EACH /SET	NOMINAL LENGTH	DETAILING DIMENSIONS a	b	c	d	e	f	g	h	k
ABUTMENTS	5	A100	12	50'-3"		50'-3"							
	6	B100	20	21'-7"		3'-6"	18'-1"						
	6	B101	4	20'-6"		3'-6"	17'-0"						
	6	B102	4	18'-6"		3'-6"	15'-0"						
	5	B103	28	6'-6"		2'-3"	4'-3"						
	6	B104	20	19'-1"		1'-0"	18'-1"						
	6	B105	4	18'-0"		1'-0"	17'-0"						
	6	B106	4	16'-0"		1'-0"	15'-0"						
	6	B107	16	8'-1"		1'-0"	7'-1"						
	5	C100	12	54'-7"		2'-3"	50'-1"	2'-3"					
	5	C101	58	23'-10"		10'-10"	2'-2"	10'-10"					
	5	C102	36	17'-7"		4'-7"	2'-2"	10'-10"					
	5	C103	44	4'-8"		1'-3"	2'-2"	1'-3"					
	4	C104	72	3'-2"		6"	2'-2"	6"					
	5	C105	20	24'-8"		11'-6"	1'-8"	11'-6"					
	6	C106	32	23'-10"		10'-10"	2'-2"	10'-10"					
	6	C107	8	17'-7"		4'-7"	2'-2"	10'-10"					
	6	D100	8	18'-0"		2'-6"	15'-6"					12	6
	6	SB100	4	59'-2"	3'-6"	4'-4"	3'-6"	12'-4"	4				
	6	SB101	4	46'-8"	1'-0"	4'-4"	1'-0"	12'-4"	4				
	5	SC100	4	242'-8"	1'-8"	4'-7"	11'-1"	1'-8"	13				

LOCATION	SIZE	MARK	NO. EACH /SET	NOMINAL LENGTH	DETAILING DIMENSIONS a	b	c	d	e	f	g	h	k
PIER	7	A200	12	42'-8"		42'-8"							
	5	A201	14	42'-8"		42'-8"							
	8	A203	64	17'-3"		17'-3"							
	9	A204	8	42'-0"		42'-0"							
	4	A205	2	43'-3"		43'-3"							
	4	A206	2	44'-6"		44'-6"							
	4	A207	6	45'-8"		45'-8"							
	6	A208	7	45'-8"		45'-8"							
	4	C200	100	3'-8"		6"	2'-8"	6"					
	6	C201	2	10'-4"		1'-3"	7'-10"	1'-3"					
	6	C202	24	5'-0"		1'-3"	2'-6"	1'-3"					
	5	D200	12	5'-8"		3'-0"	2'-8"					12	12
	6	N200	40	22'-4"	2'-8"	8'-0"	6"					0	12
	5	N201	56	11'-0"	2'-8"	2'-4"	6"					0	12
	5	N202	10	13'-8"	2'-8"	3'-8"	6"					0	12
	5	N203	10	14'-0"	2'-8"	3'-10"	6"					0	12
	5	N204	32	12'-8"	2'-0"	3'-10"	6"					0	12
	5	N205	10	14'-4"	2'-8"	4'-0"	6"					0	12
	5	N206	28	13'-0"	2'-0"	4'-0"	6"					0	12
	5	SN200	2	34'-6"	2'-8"	1'-10"	6"	3'-4"	2				

23 U.S.C. 409
NDDOT Reserves All Objections

NOTES:

1. Verify the quantity, size, and shape of the bar reinforcement against the structure drawings and immediately notify the Engineer of any discrepancies. Discrepancies in the bar list will not be cause for adjustment of the contract unit price.
2. All dimensions are out to out of bars.
3. Nominal length of each bent bar or cut bar is the sum total of the detailing dimensions for that bar, unless otherwise noted.

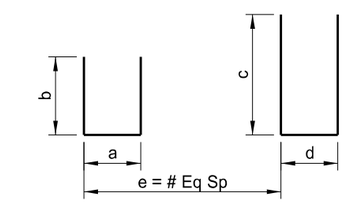

SC

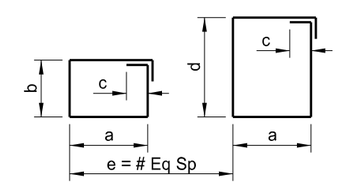

SN

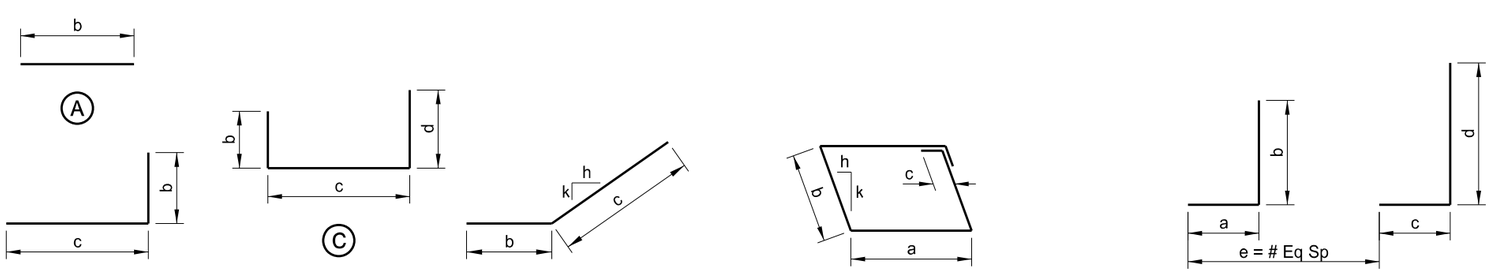

This drawing is preliminary and not for construction or implementation purposes.

PRELIMINARY

GIBBS TOWNSHIP SEPARATION

REINFORCING BAR LIST & DETAILS