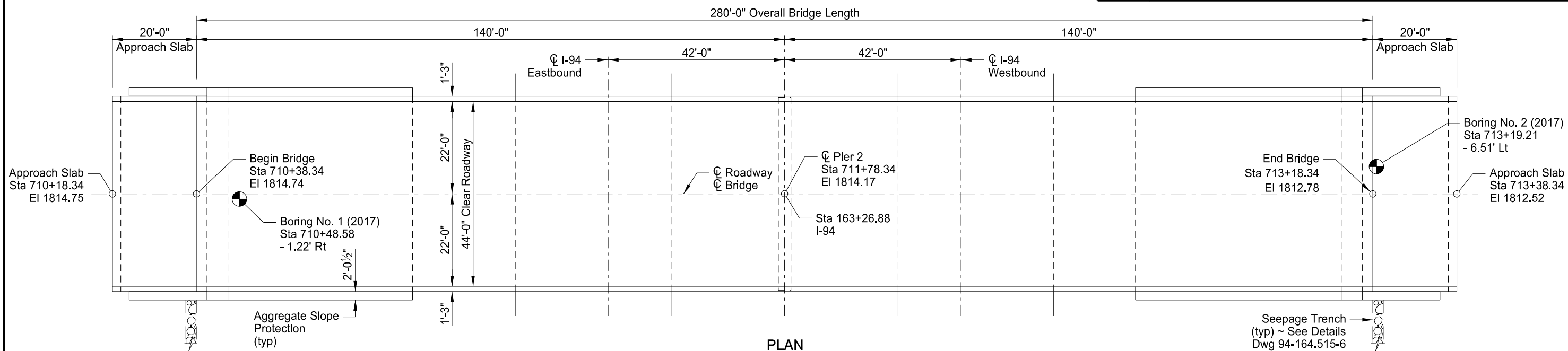
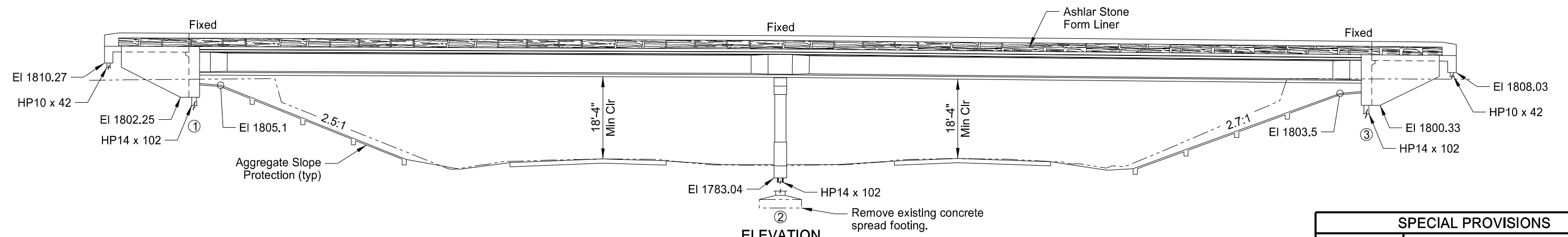


23 U.S.C. 409  
NDDOT Reserves All Objections

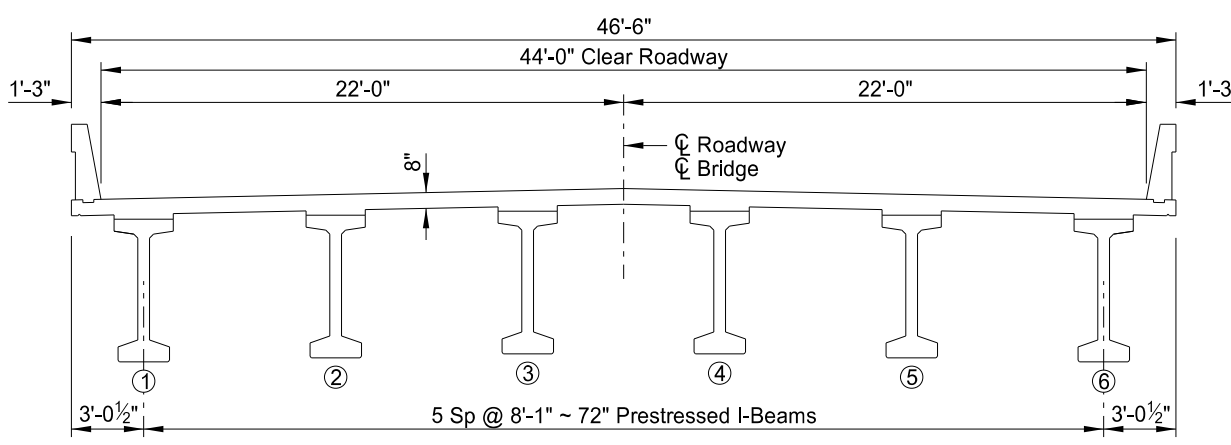
BRIDGE CODE	STATE	PROJECT NUMBER	SECTION NO.	SHEET NO.
X781	ND	BND-IM-1-094(192)164	170	1



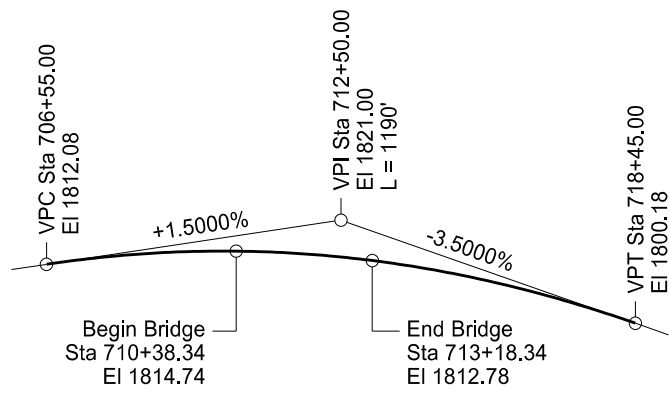
PLAN



ELEVATION



TYPICAL SECTION



VERTICAL CURVE DATA

**DESIGN STRENGTHS:**  
 $f'_c = 3,000$  psi ~ Class AE-3 Concrete  
 $f'_c = 4,000$  psi ~ Class AAE-3 Concrete  
 $f'_c = 7,000$  psi ~ Prestressed Beam Concrete  
 $f_y = 60,000$  psi ~ Reinforcing Steel  
 Load & Resistance Factor Design

This drawing is preliminary and not for construction or implementation purposes.

SURVEY CONTROL POINTS			
POINT	NORTHING	EASTING	ELEVATION
RTK 30223	427,502.37	1,926,746.74	1,786.29
RTK 30224	427,494.50	1,926,989.13	1,784.94

SPECIAL PROVISIONS	
SSP 2	MIGRATORY BIRD TREATY ACT
SP 313(20)	ARCHITECTURAL SURFACE FINISH
STANDARD DRAWINGS	
D-622-1, D-714-18, D-900-1	
F.W.S. 15 PSF	
HL-93 DESIGN LOADING	
GIBBS TOWNSHIP SEPARATION	
STATION: 711+78.34	
BRIDGE LAYOUT	
ND DEPARTMENT OF TRANSPORTATION BRIDGE DIVISION	